



HAL
open science

Solvent-free direct α -alkylation of ketones by alcohols catalyzed by nickel supported on silica–alumina

Aubin Charvieux, Javier Giorgi, Nicolas Duguet, Estelle Metay

► **To cite this version:**

Aubin Charvieux, Javier Giorgi, Nicolas Duguet, Estelle Metay. Solvent-free direct α -alkylation of ketones by alcohols catalyzed by nickel supported on silica–alumina. *Green Chemistry*, 2018, 20 (18), pp.4210-4216. 10.1039/c8gc01958d . hal-02128541

HAL Id: hal-02128541

<https://udl.hal.science/hal-02128541v1>

Submitted on 7 Jun 2021

HAL is a multi-disciplinary open access archive for the deposit and dissemination of scientific research documents, whether they are published or not. The documents may come from teaching and research institutions in France or abroad, or from public or private research centers.

L'archive ouverte pluridisciplinaire **HAL**, est destinée au dépôt et à la diffusion de documents scientifiques de niveau recherche, publiés ou non, émanant des établissements d'enseignement et de recherche français ou étrangers, des laboratoires publics ou privés.

Solvent-free direct α -alkylation of ketones by alcohols catalyzed by nickel supported on silica-alumina

Aubin Charvieux,^a Javier B. Giorgi,^b Nicolas Dugué,^{*a} and Estelle Métay^{*a}

The α -alkylation of acetophenone with benzyl alcohol through borrowing hydrogen has been studied using nickel catalysis. Ni/SiO₂-Al₂O₃ was found to be the best catalyst for this transformation and the corresponding alkylated acetophenone was obtained with 93% isolated yield. Following the objectives of clean and sustainable chemistry, the reaction occurs under solvent-free conditions and requires only a catalytic amount of base. This protocol was next applied to a wide range of ketones and alcohols and the desired products were isolated with 18-86% yields (26 examples). The recovery and recyclability of the nickel catalyst was also investigated and it was found to be active over 5 runs without significant loss of activity. Surprisingly, the active catalyst appears to include an amorphous nickel hydroxide layer.

Introduction

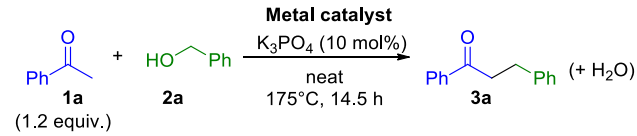
α -Alkylation of ketone enolates with electrophilic agents is a common method to create C-C bonds.¹⁻² However, such reactions use (pseudo)halides which are often toxic and produce stoichiometric waste salts. Alternatively, alcohols can be efficiently used for the α -alkylation of ketones catalyzed by transition-metals through a borrowing-hydrogen mechanism.³⁻⁶ This methodology exhibits high atom economy, as water is the sole co-product. Homogeneous catalysts with precious metals such as Ru,⁷⁻¹¹ Ir,¹²⁻¹⁶ Rh,¹⁷ Os,¹⁸ Au,¹⁹ and Re²⁰ have been widely studied for the α -alkylation of ketones with alcohols. Although used in low loadings, these organometallic complexes are expensive. Recently, homogeneous catalysts have been developed with more abundant metals such as Fe,²¹⁻²² Mn,²³ and Co,²⁴ though still using very specific ligands. Recyclable heterogeneous catalysts offer a greener approach for the α -alkylation of ketones with alcohols. Heterogeneous palladium has been widely used for this transformation in the form of Pd/C,²⁵⁻²⁶ Pd/AlO(OH),²⁷ nanopalladium liganded to viologen polymers,²⁸ palladium loaded titanate nanotubes,²⁹ bimetallic Au-Pd nanoparticles³⁰ and Pd/MgO-Al₂O₃.³¹ Supported ruthenium³² and copper on hydrotalcite³³ have also been reported as catalysts for this process. Though some work previously cited take advantage of the basic support of the catalyst, these reactions generally require a large excess of base (up to 300 mol%), a solvent and hydrogen acceptor in some cases. Only two groups reported the use of nickel catalyst for α -alkylation of ketones with alcohols. Yus et al. used nickel nanoparticles (from nickel chloride) for this process, without any base.³⁴⁻³⁵ However, this reaction requires a stoichiometric amount of nickel nanoparticles. Sugitani et al. filed a patent mentioning the use of supported nickel catalysts but the nature of the catalyst used was not precisely described.³⁶ In this context, we report herein a solvent-free α -alkylation of ketones by alcohols with recyclable nickel supported on silica-alumina through the borrowing-hydrogen strategy.

Results and discussion

The α -alkylation of acetophenone **1a** with benzyl alcohol **2a** has been chosen as a reaction model for the initial investigation. A range of heterogeneous metal-based catalysts was tested at

175°C under solvent-free conditions using K₃PO₄ (10 mol%) as external base (Table 1). Considering that precious metals are expensive and that the metal loading on the support is quite low (5 or 10 wt%), the catalyst loading was set at 2.5 mol% in order to allow a good stirring. Noble metals such as Ru/C, Ru/Al₂O₃, Pd/C and Pt/C allowed moderate to good conversion but low to moderate yields (21-61%, Table 1, entries 1-4). Non-precious metals were next considered and tested at 20 mol%.

Table 1. α -alkylation of acetophenone with benzyl alcohol with different supported metal-catalysts.^a



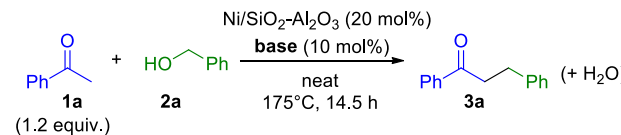
Entry	Catalyst	Loading (mol%)	Conv. ^b (%)	Yield ^b (%)
1	5wt% Ru/C	2.5	77	42
2	5wt% Ru/Al ₂ O ₃	2.5	88	57
3	10wt% Pd/C	2.5	79	61
4	10wt% Pt/C	2.5	44	21
5	Raney-like Cu	20	85	44
6	Raney-like Sponge Ni	20	70	67
7	64wt% Ni/SiO ₂	20	95	72
8	65wt% Ni/SiO ₂ - Al ₂ O ₃	20	>99	86

^a Reaction conditions: **1a** (11.6 mmol, 1.2 equiv.), **2a** (9.7 mmol), supported metal catalyst, K₃PO₄ (10 mol%), neat, 175°C, 14.5 h. ^b Conversion of **2a** and yield of **3a** were determined by ¹H NMR with mesitylene as internal standard.

Raney-like copper and sponge nickel catalysts afforded moderate to good results, with 44 and 67% yield, respectively (Table 1, entries 5-6). Nickel on silica gave a slightly better yield (Table 1, entry 7). Finally, using nickel supported on silica-alumina, the reaction afforded the desired α -alkylated ketone **3a** in 86% yield, thus showing the importance of the silica-alumina support (Table 1, entry 8). Consequently, this catalyst was chosen for further optimization. Several bases were next screened for this reaction (Table 2). The yields were low with sodium acetate and magnesium oxide (Table 2, entries 1 and 2). Similarly, the reaction with potassium hydroxide or potassium

tert-butoxide afforded low yields and moderate conversions (Table 2, entries 3 and 4).

Table 2. α -alkylation of acetophenone with benzyl alcohol catalyzed by Ni/SiO₂-Al₂O₃ with different bases.^a



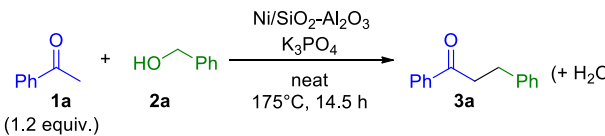
Entry	Base	Conv. ^b (%)	Yield ^b (%)
1	NaOAc	36	25
2	MgO	73	11
3	KOH	60	23
4	^t BuOK	77	42
5	K ₂ CO ₃	>99	78
6	Cs ₂ CO ₃	68	18
7	K ₃ PO ₄	>99	86

^a Reaction conditions: **1a** (11.6 mmol, 1.2 equiv.), **2a** (9.7 mmol), 65wt%Ni/SiO₂-Al₂O₃ (20 mol%), base (10 mol%), neat, 175°C, 14.5 h. ^b Conversion of **2a** and yield of **3a** were determined by ¹H NMR with mesitylene as internal standard.

Important disparities were observed when using carbonate bases. If a good yield (78%) could be obtained using potassium carbonate, cesium carbonate only gave poor results (Table 2, entries 5 and 6). The best result was obtained with potassium phosphate (10 mol%), affording 86% yield of **3a** (Table 2, entry 7). Potassium phosphate was therefore selected as the best base for this reaction.

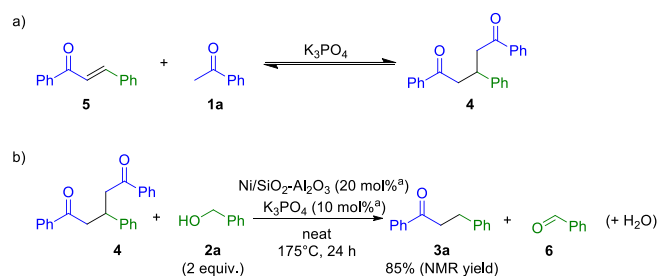
Other parameters were next studied (Table 3). As expected, the yield dropped when the catalyst loading was decreased at 15 mol% (Table 3, entry 1), and could not be improved after prolonged time. Decrease or increase of the base loading also resulted in a decline of the yield, showing that a 10 mol% base loading is optimal in these conditions (Table 3, entries 2-3). Inversion of the starting material ratio decreased the yield: an excess of the ketone is apparently necessary, contrary to the previously cited reactions in the literature (Table 3, entry 4). At least 1.2 equivalents of **1a** are needed to obtain a good yield: a reduction at 1.1 equivalents of **1a** results in a loss of 16% yield (Table 3, entry 5). Several blank experiments were carried out in order to verify that both the catalyst and the base are essential for this reaction (Table 3, entries 6-8). When K₃PO₄ was used in the absence of catalyst, **3a** was obtained in poor yield (Table 3, entry 6). This result shows that K₃PO₄ could act as a mediocre catalyst for this reaction, in the same fashion than NaOH does in the Guerbet reaction.³⁷ When the reaction was carried out with the catalyst but without base, a similar yield of **3a** was obtained (Table 3, entry 7). However, the conversion was quite high, indicating that other reactions occurred under these conditions. ¹H NMR analysis of the crude reaction mixture revealed a higher quantity of benzaldehyde (6% yield) than in all other conditions (traces of benzaldehyde).

Table 3. Optimization of loadings, starting material ratio, temperature and time.^a



Entry	Ni/SiO ₂ -Al ₂ O ₃ (mol%)	K ₃ PO ₄ (mol%)	Conv. ^b (%)	Yield ^b (%)
1	15	10	95	72
2	20	5	89	69
3	20	15	86	62
4 ^[c]	20	10	79 ^[d]	57
5 ^[e]	20	10	90	70
6	0	10	69	22
7	20	0	89	21
8	0	0	2	0
9 ^[f]	20	10	59	39
10 ^[g]	20	10	>99	93 (93) ^[h]

^a Reaction conditions: **1a** (11.6 mmol, 1.2 equiv.), **2a** (9.7 mmol), 65wt%Ni/SiO₂-Al₂O₃, K₃PO₄, neat, 175°C, 14.5h. ^b Conversion of **2a** and yield of **3a** were determined by ¹H NMR with mesitylene as internal standard. ^c **1a:2a** molar ratio is 1:1.2. ^d Conversion of **1a** determined by ¹H NMR with mesitylene as internal standard. ^e **1a:2a** molar ratio is 1.1:1. ^f Reaction temperature was 150°C. ^g Reaction time was 24 h. ^h Isolated yield in parenthesis.

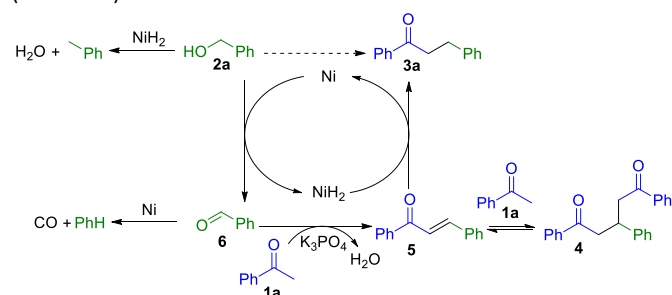


Scheme 1. a) Formation of **4**. b) Reaction between **4** and benzyl alcohol **2a** (^a: mol% with respect to benzyl alcohol).

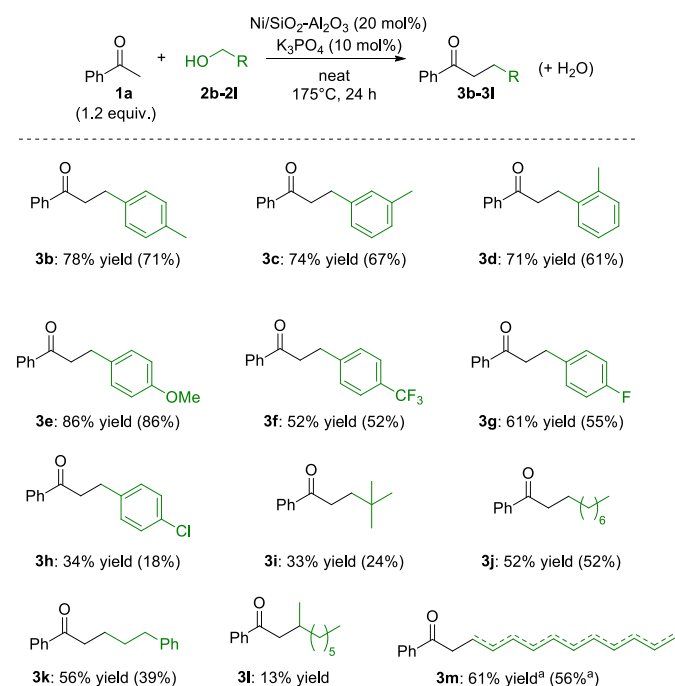
This shows that the aldolisation step is much slower without base, as one could expect. No reaction was observed without catalyst and base, thus confirming that both catalyst and base are needed for this reaction (Table 3, entry 8). The decrease of the temperature to 150°C afforded moderate conversion and yield (Table 3, entry 9). Finally, the reaction time was increased to 24 hours (Table 3, entry 10). Satisfyingly, the conversion was complete and the alkylated product **3a** was isolated with 93% yield. During the optimization of this reaction, the formation of a secondary product **4** was observed. NMR and mass spectroscopy analyses indicated that **4** could be the product of the 1,4-addition of acetophenone **1a** on chalcone **5** (Scheme 1a). Interestingly, this product was observed at low conversion and disappeared completely at total conversion, thus suggesting that its formation was reversible. To verify this hypothesis, **4** was engaged in reaction with benzyl alcohol **2a**, Ni/SiO₂-Al₂O₃ and K₃PO₄ (Scheme 1b). Two equivalents of benzyl alcohol **2a** with respect to **4** are required in this case, one equivalent being used to reduce chalcone **5** via hydrogen-transfer. Under these conditions, **3a** was successfully formed with 85% NMR yield. We proposed a simplified mechanism according to the observed

intermediates (Scheme 2). Benzyl alcohol **2a** is dehydrogenated into benzaldehyde **6** by the nickel catalyst. The chalcone **5** is then formed by the aldolisation/crotonisation catalyst by K_3PO_4 with acetophenone **1a** and **6**. Chalcone **5** is then hydrogenated by the nickel catalyst giving the desired product **3a**. Benzaldehyde **6** and chalcone **5** were usually observed in low amounts. Two main side reactions catalyzed by nickel have been identified, leading to the formation of toluene and benzene. Toluene was formed by hydrogenolysis of **2a**. Decarbonylation of benzaldehyde gave benzene and carbon monoxide. This reaction is well known and has been recently reported with $Ni(COD)_2$.³⁸ These side reactions are mainly responsible for the difference between the conversions and the yields of the reported results.

The scope of α -alkylation of acetophenone with respect to the alcohols was then investigated under the optimized conditions (Scheme 3).



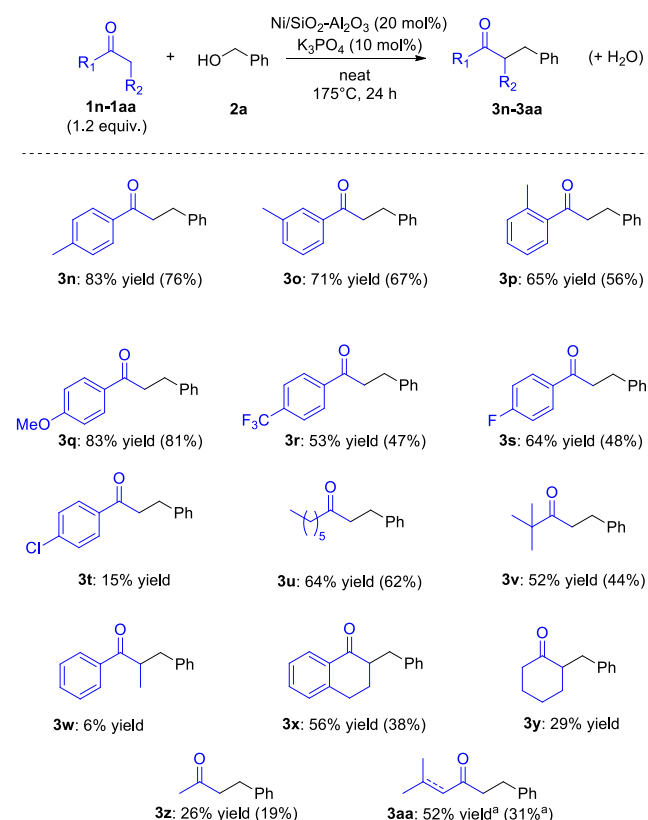
Scheme 2. Simplified mechanism based on the observed reaction intermediates.



Scheme 3. Alkylation of acetophenone with various alcohols. Reaction conditions: **1a** (11.6 mmol, 1.2 equiv.), **2b-2l** (9.7 mmol), 65wt%Ni/SiO₂-Al₂O₃ (20 mol%), K₃PO₄ (10 mol%), neat, 175°C, 24 h. Yields of **3b-3m** were determined by ¹H NMR with mesitylene as internal standard, isolated yield in parentheses. ^aCombined yields of unsaturated isomers (only one C=C bond) and saturated species.

The reaction with benzyl alcohols bearing *para*-electron-donating groups such as methyl or methoxy afforded good yields (**3b** and **3e**). With methyl benzyl alcohols, the position of methyl group has little impact on the yield but a slight decrease of the yield was observed from *para* to *ortho* position (from **3b** to **3d**). An electron withdrawing-group such as trifluoromethyl gave moderate yield (**3f**). Benzyl alcohols with *para*-halogen group gave mixed results: fluorine group gave the desired product in moderate yield (**3g**) whereas a low yield was obtained with chlorine group (**3h**). This can be explained by the dechlorination of both chloro-benzyl alcohol and the desired product by the catalyst. Reactions with aliphatic alcohols were also carried out. With neopentyl alcohol, a low yield was observed (**3i**), certainly due to its relatively low boiling point. Other alcohols such as 1-octanol or 3-phenylpropyl alcohol gave moderate yields (**3j** and **3k**), which could be explained by the lower reactivity of aliphatic aldehydes compared to aromatic ones. 2-Octanol gave a very low yield (**3l**). In that case, 2-octanone was observed as the major product and was obtained with 61% yield. In order to evaluate the compatibility of this reaction with an alcohol containing a remoted double bond, 10-undecen-1-ol was tested. The C=C bond mainly underwent isomerization and/or reduction and a mixture of the corresponding products was obtained. The unsaturated products with terminal C=C bond (4%) or internal C=C bond (36%) were mainly formed, along with the saturated species (16%).

The conditions were then applied to the alkylation of a range of ketones by benzyl alcohol (Scheme 4).



Scheme 4. Alkylation of various ketones with benzyl alcohol. Reaction conditions: **1m-1x** (11.6 mmol, 1.2 equiv.), **2a** (9.7 mmol), 65wt%Ni/SiO₂-Al₂O₃ (20 mol%), K₃PO₄ (10 mol%), neat, 175°C, 24 h. Yield of **3m-3x** were determined by ¹H NMR with mesitylene as internal standard, isolated yield in parentheses. ^aCombined yield of saturated and unsaturated species.

For acetophenones, the same trend is observed as for benzyl alcohols: *para*-electron-donating groups (**3n**, **3q**) seem to favor the reaction whereas a *para*-electron withdrawing group (**3r**) afforded a moderate yield. Electron-donating substituents increase the nucleophilicity of the enolate intermediate, thus leading to improved yields, and vice-versa for electron-withdrawing substituents. Again, the reaction yield decreases from *para*- to *ortho*-methyl acetophenones (from **3n** to **3p**). This phenomenon is probably due to the steric hindrance of the methyl group, which can constrain the transition state of the attack of the enolate onto the aldehyde. Halogen-substituted acetophenones were next tested. The use of *para*-fluoroacetophenone resulted in moderate yield (**3s**) while a lower yield was obtained with *para*-chloroacetophenone (**3t**). In that case, dechlorination of both starting material and desired product through nickel catalysis was observed as the major reaction. Aliphatic ketones such as 2-octanone and pinacolone afforded moderate yields (**3u** and **3v**), probably due to their lower reactivity. More hindered ketones were tested: propiophenone gave very low yield (**3w**) whereas α -tetralone afforded the desired product in moderate yield (**3x**), showing that rigidity of the $-\text{CH}_2-$ ketones seems to favor the reaction. Cyclohexanone gave low yield (**3y**) and no double-alkylation was observed under these conditions. The α -benzylation of acetone could be performed, giving the desired product (**3z**) in moderate yield, and only traces of α,α' -benzylation were observed. In order to evaluate the compatibility of a conjugated ketone in our conditions, mesityl oxide was engaged into reaction. As the C=C bond partially underwent reduction, two products were formed. The desired product and its reduced form were obtained in 9% and 24% yield respectively.

Other more challenging substrates, containing reducible functions were tested, such as 4-acetoxyacetophenone, 4-acetylbenzylcyanide and *p*-nitro compounds. Unfortunately, the desired products were not obtained in these cases.

The recyclability of the catalyst has been studied over 5 runs for the α -alkylation of acetophenone by benzyl alcohol in the optimized conditions (Figure 1). During optimization of the recycling procedure (see SI for the detailed description of the recycling procedure), it has been shown that addition of the base is required in order to maintain a high yield (without addition of base, the reaction afforded the product in 60% yield after a new run).

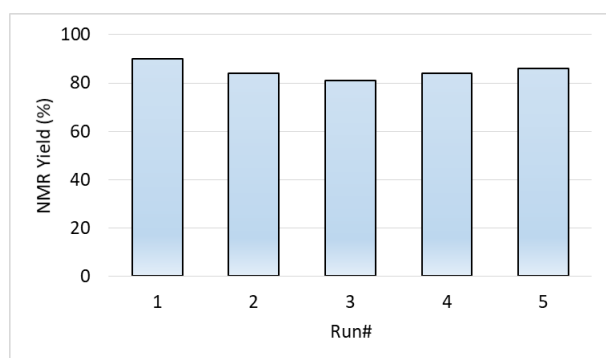


Figure 1. Recycling study of the catalyst (yield of **3a** is determined by ^1H NMR with mesitylene as internal standard).

Over 5 runs, no significant decrease of the yield was observed, thus showing that the nickel on silica-alumina catalyst can be recycled without significant loss of activity. Potential leaching of the catalyst was tested by removing the catalyst (filtration) from the hot reactive mixture after one hour of reaction (same reagents and conditions as for the recycling) and reengaging the filtrate in reaction for 23 hours more. No evolution of the yield of **3a** and conversion of benzyl alcohol was observed, thus showing that the removal of the catalyst stopped the reaction. Consequently, no leaching occurs during the reaction (see Supporting Information for more details).

The nickel supported on silica-alumina catalyst has been characterized before and after one reaction cycle, in order to study not only the characteristics of the pristine catalysts, but also the potential modifications during reaction. Images obtained by scanning electron microscopy (SEM) showed particle sizes between 100 and 200 nm for both fresh and used catalyst (Figure 2). Particle morphology, size and homogeneity are similar in both cases. Energy dispersive X-ray spectroscopy (EDS) coupled to the SEM showed a homogeneous dispersion of the different elements of the catalyst within the resolution of the measurement. Specific surface area was measured by the Brunauer–Emmett–Teller (BET) method using nitrogen as the gas vector. The specific surface area of the fresh catalyst was found to be $171\text{ m}^2/\text{g}$ (commercial provider indicate $190\text{ m}^2/\text{g}$) whereas the BET surface area of the catalyst after one use increased to $214\text{ m}^2/\text{g}$.

Powder X-ray diffraction (pXRD) spectra of fresh and used catalyst look identical (a sample spectrum is shown in Fig SI-1). For both types of samples, nickel is found in both oxidized (NiO , cubic structure, JCPDS# 01-089-3080) and metal forms (Ni , cubic structure, JCPDS# 01-071-3740). Silica was observed in quartz form (SiO_2 , JCPDS# 00-001-0649).




Figure 2. SEM images of fresh and used $\text{Ni}/\text{SiO}_2\text{-Al}_2\text{O}_3$ catalyst.

The oxidation state of nickel, which is believed to be critical for reaction activation, was also probed by X-ray photoelectron spectroscopy (XPS).

The XP spectrum of the fresh $\text{Ni}/\text{SiO}_2\text{-Al}_2\text{O}_3$ catalyst is shown in Figure 3 (trace a). The survey indicates the presence of Ni, Si, Al and O, with no other elemental impurities. In order to identify the nickel species present, we obtained high resolution spectra of the Ni 2p region (note that the O 1s region is not readily usable due to the presence of the oxide support). Fitting the Ni 2p region is complicated by the presence of multiple satellite peaks which are present for each possible species and which overlap with the 2p doublet,^{39,40} particularly in small particles and when layers are present.^{41,42} Following the fitting

procedure outlined by Biesinger^{43,44} to determine the nickel environment, three species are observed, namely metallic nickel, nickel oxide and nickel hydroxide. An example of the fitted spectrum is shown in Fig SI-2 for the fresh catalyst. Because the XPS measurements are intrinsically surface sensitive, this would indicate that the nickel catalyst is covered by an oxide and a hydroxide layer. It is important to note here that within the resolution of the XPS measurements, no distinction was made between Ni(OH)₂ and NiOOH. The typical interpretation is that the nickel catalyst, exposed to air, forms a surface bilayer with Ni(OH)₂ overlaid by NiO.⁴⁵

A comparison of the fresh and used catalyst shows only slight shifts in the peaks that can be quantified based on the three species present (Figure 3). The fraction of metal:oxide:hydroxide species for the fresh catalyst is 2:25:73, while for the used catalyst the ratio is 2:13:85. That is, more of the oxide was transformed to hydroxide. In contrast, a reduction of the fresh catalyst yields more metal, as expected, but only in detriment of the oxide layer (ratio 4:22:74). The oxide layer was also observed by XRD, as discussed above, however the hydroxide layer appears to be amorphous, since no corresponding diffractions peaks were observed. To test for the presence of hydroxide species directly, FTIR measurements were performed (Figure 4).

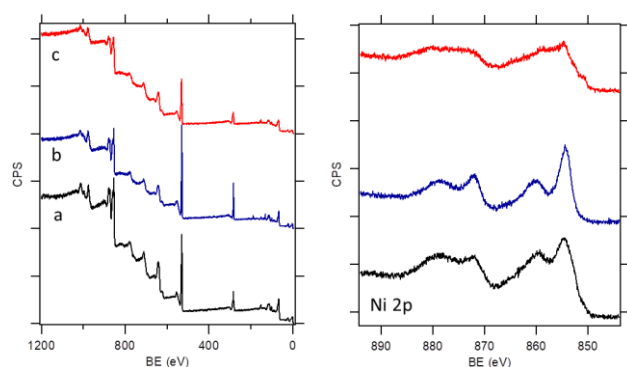


Figure 3. XPS spectra of the catalyst: a) fresh, b) used, c) reduced (black, blue and red in the color figure). Spectra are offset for clarity. Left panel shows the survey where only the expected elements are observed. Right panel shows high resolution spectra of the Ni 2p region.

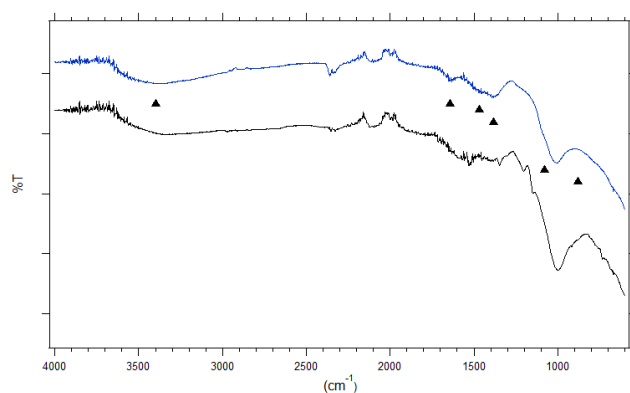


Figure 4. FTIR spectrum of fresh (top) and used (bottom) Ni/SiO₂-Al₂O₃ catalyst.

The characteristic sharp peak of β-Ni(OH)₂ at ~3640 cm⁻¹ is not present. Instead, the IR spectrum of fresh catalyst shows the characteristic peaks observed for amorphous or α-Ni(OH)₂, namely i) a broad peak for the OH stretching modes of adsorbed water at ~3400 cm⁻¹ with the corresponding bending modes at ~1600 cm⁻¹, and ii) the two peaks associated with the bending modes of lattice OH at ~1390 and 1490 cm⁻¹.^[42,45,46] Note that while the IR active modes of α-Ni(OH)₂ at ~390, ~470 and ~650 cm⁻¹ are not measured in the standard FTIR experiment, the combination bands at ~840 and 1050 cm⁻¹ are visible. The spectrum for the used catalyst shows the same peaks with the addition of small peaks associated with organic residues from the reaction environment. Characterization of the Ni/SiO₂-Al₂O₃ catalyst before and after use, as well as its stability during recycling tests suggest that the active surface of the catalyst is composed by amorphous Ni(OH)₂ and the support in contact with the neat reagents.

Conclusions

In conclusion, we have demonstrated that acetophenone could be alkylated with benzyl alcohol through a borrowing hydrogen methodology using Ni/SiO₂-Al₂O₃ as a cheap heterogeneous catalyst. Advantageously, the reaction occurs under solvent-free conditions and requires only a catalytic amount of base. Under these conditions, the corresponding alkylated acetophenone was obtained with 93% isolated yield. The optimized conditions were then applied to a wide range of ketones and alcohols and the desired products were obtained with 18-86% isolated yields (26 examples). Satisfyingly, Ni/SiO₂-Al₂O₃ could be recycled over 5 runs without significant loss of activity.

Conflicts of interest

There are no conflicts to declare.

Acknowledgements

The authors thank the Ministère de l'Enseignement Supérieur, de la Recherche et de l'Innovation (MESRI) for a Ph.D. grant to A. C. and the LIA FUN-CAT for financing his research stay in the University of Ottawa. J. B. G. thanks the Natural Sciences and Engineering Research Council of Canada for funding (NSERC grant RGPIN 2014-261560).

Notes and references

- 1 D. Caine, in *Comprehensive Organic Synthesis, Vol. 3*, (Eds.: B. M. Trost and I. Fleming), Pergamon, Oxford, 1991, pp. 1–63.
- 2 *Modern Carbonyl Chemistry* (Ed.: J. Otera), Wiley-VCH, Weinheim, 2000.
- 3 A. Corma, J. Navas, M. J. Sabater, *Chem. Rev.* **2018**, *118*, 1410–1459.
- 4 Y. Obora, *Top. Curr. Chem. (Z)* **2016**, *374*, 261.
- 5 F. Huang, Z. Liu, Z. Yu, *Angew. Chem. Int. Ed.* **2016**, *55*, 862–875.
- 6 K. Shimizu, *Catal. Sci. Technol.* **2015**, *5*, 1412–1427.

- 7 C. S. Cho, B. T. Kim, T.-J. Kim, S. C. Shim, *Tetrahedron Lett.* **2002**, *43*, 7987–7989.
- 8 R. Martínez, D. J. Ramón, M. Yus, *Tetrahedron* **2006**, *62*, 8988–9001.
- 9 T. Kuwahara, T. Fukuyama, I. Ryu, *Org. Lett.* **2012**, *14*, 4703–4705.
- 10 J. Alós, T. Bolaño, M. A. Esteruelas, M. Oliván, E. Oñate, M. Valencia, *Inorg. Chem.* **2014**, *53*, 1195–1209.
- 11 S.-Y. Liu, L.-Y. Xu, C.-Y. Liu, Z.-G. Ren, D. J. Young, J.-P. Lang, *Tetrahedron* **2017**, *73*, 2374–2381.
- 12 K. Taguchi, H. Nakagawa, T. Hirabayashi, S. Sakaguchi, Y. Ishii, *J. Am. Chem. Soc.* **2004**, *126*, 72–73.
- 13 J. Li, W. Zhang, F. Wang, M. Jiang, X. Dong, W. Zhao, *Chin. J. Chem.* **2012**, *30*, 2363–2366.
- 14 C. Xu, X.-M. Dong, Z.-Q. Wang, X.-Q. Hao, Z. Li, L.-M. Duan, B.-M. Ji, M.-P. Song, *J. Organomet. Chem.* **2012**, *700*, 214–218.
- 15 D. Wang, K. Zhao, P. Ma, C. Xu, Y. Ding, *Tetrahedron Lett.* **2014**, *55*, 7233–7235.
- 16 P. Liu, R. Liang, L. Lu, Z. Yu, F. Li, *J. Org. Chem.* **2017**, *82*, 1943–1950.
- 17 X. Yu, Q. Y. Wang, Q. J. Wu, D. W. Wang, *Russ. J. Gen. Chem.* **2016**, *86*, 178–183.
- 18 M. L. Buil, M. A. Esteruelas, J. Herrero, S. Izquierdo, I. M. Pastor, M. Yus, *ACS Catal.* **2013**, *3*, 2072–2075.
- 19 Y. Yang, A. Qin, K. Zhao, D. Wang, X. Shi, *Adv. Synth. Catal.* **2016**, *358*, 1433–1439.
- 20 P. Piehl, M. Peña-López, A. Frey, H. Neumann, M. Beller, *Chem. Commun.* **2017**, *53*, 3265–3268.
- 21 S. Elangovan, J.-B. Sortais, M. Beller, C. Darcel, *Angew. Chem. Int. Ed.* **2015**, *54*, 14483–14486.
- 22 C. Seck, M. D. Mbaye, S. Coufourier, A. Lator, J.-F. Lohier, A. Poater, T. R. Ward, S. Gaillard, J.-L. Renaud, *ChemCatChem* **2017**, *9*, 4410–4416.
- 23 M. Peña-López, P. Piehl, S. Elangovan, H. Neumann, M. Beller, *Angew. Chem. Int. Ed.* **2016**, *55*, 14967–14971.
- 24 G. Zhang, J. Wu, H. Zeng, S. Zhang, Z. Yin, S. Zheng, *Org. Lett.* **2017**, *19*, 1080–1083.
- 25 C. S. Cho, *J. Mol. Catal. A: Chem.* **2005**, *240*, 55–60.
- 26 G. Xu, Q. Li, J. Feng, Q. Liu, Z. Zhang, X. Wang, X. Zhang, X. Mu, *ChemSusChem* **2014**, *7*, 105–109.
- 27 M. S. Kwon, N. Kim, S. H. Seo, I. S. Park, R. K. Cheedra, J. Park, *Angew. Chem. Int. Ed.* **2005**, *44*, 6913–6915.
- 28 Y. M. A. Yamada, Y. Uozumi, *Org. Lett.* **2006**, *8*, 1375–1378.
- 29 J.-S. Jang, M.-S. Kwon, H.-G. Kim, J.-W. Park, J.-S. Lee, *Bull. Korean Chem. Soc.* **2012**, *33*, 1617–1621.
- 30 M. Bai, H. Xin, Z. Guo, D. Guo, Y. Wang, P. Zhao, J. Li, *Appl. Surf. Sci.* **2017**, *391*, Part B, 617–626.
- 31 S. K. Jana, Y. Kubota, T. Tatsumi, *Stud. Surf. Sci. Catal.*, **2007**, *165*, 701–704.
- 32 S. Pei Shan, T. T. Dang, A. M. Seayad, B. Ramalingam, *ChemCatChem* **2014**, *6*, 808–814.
- 33 M. Dixit, M. Mishra, P. A. Joshi, D. O. Shah, *Catal. Commun.* **2013**, *33*, 80–83.
- 34 F. Alonso, P. Riente, M. Yus, *Synlett* **2007**, 1877–1880.
- 35 F. Alonso, P. Riente, M. Yus, *Eur. J. Org. Chem.* **2008**, 4908–4914.
- 36 K. Hisamura, N. Yamanaka, T. Sugitani, JP 2002-173460, **2002**.
- 37 M. Guerbet, *C. R. Hebd. Seances Acad. Sci.* **1899**, *128*, 1002–1004.
- 38 K. Ding, S. Xu, R. Alotaibi, K. Paudel, E. W. Reinheimer and J. Weatherly, *J. Org. Chem.*, **2017**, *82*, 4924–4929.
- 39 M. Tomellini, *J. Chem. Soc. Faraday Trans. 1* **1988**, *84*, 3501–3510.
- 40 S. Uhlenbrock, C. Scharfschwerdt, M. Neumann, G. Illing, H.-J. Freund, *J. Phys. Condens. Matter* **1992**, *4*, 7973–7978.
- 41 J. Wang, D. Teschner, Y. Yao, X. Huang, M. Willinger, L. Shao, R. Schlögl, *J. Mater. Chem. A* **2017**, *5*, 9946–9951.
- 42 D. S. Hall, D. J. Lockwood, S. Poirier, C. Bock, B. R. MacDougall, *J. Phys. Chem. A* **2012**, *116*, 6771–6784.
- 43 M. C. Biesinger, B. P. Payne, L. W. M. Lau, A. Gerson, R. S. C. Smart, *Surf. Interface Anal.* **2009**, *41*, 324–332.
- 44 M. C. Biesinger, <http://www.xpsfitting.com> (accessed Oct 6, 2017).
- 45 D. S. Hall, D. J. Lockwood, C. Bock, B. R. MacDougall, *Proc. R. Soc. A Math. Phys. Eng. Sci.* **2014**, *471*, 20140792.
- 46 S. Le Bihan, M. Figlarz, *J. Cryst. Growth* **1972**, *13/14*, 458–461.