



# Preparation of para -Aminophenol from Nitrobenzene through Bamberger Rearrangement Using a Mixture of Heterogeneous and Homogeneous Acid Catalysts

Roxan Joncour, Amadéo Ferreira, Nicolas Duguet, Marc Lemaire

## ► To cite this version:

Roxan Joncour, Amadéo Ferreira, Nicolas Duguet, Marc Lemaire. Preparation of para -Aminophenol from Nitrobenzene through Bamberger Rearrangement Using a Mixture of Heterogeneous and Homogeneous Acid Catalysts. *Organic Process Research and Development*, 2018, 22 (3), pp.312-320. 10.1021/acs.oprd.7b00354 . hal-02128573

**HAL Id: hal-02128573**

**<https://udl.hal.science/hal-02128573>**

Submitted on 4 Jun 2021

**HAL** is a multi-disciplinary open access archive for the deposit and dissemination of scientific research documents, whether they are published or not. The documents may come from teaching and research institutions in France or abroad, or from public or private research centers.

L'archive ouverte pluridisciplinaire **HAL**, est destinée au dépôt et à la diffusion de documents scientifiques de niveau recherche, publiés ou non, émanant des établissements d'enseignement et de recherche français ou étrangers, des laboratoires publics ou privés.

# Preparation of *para*-Aminophenol from Nitrobenzene through Bamberger Rearrangement using a Mixture of Heterogeneous and Homogeneous Acid Catalysts


*Roxan Joncour,<sup>a</sup> Amadéo Ferreira,<sup>b</sup> Nicolas Duguet,<sup>a,\*</sup> and Marc Lemaire<sup>a,\*</sup>*

*<sup>a</sup> Univ Lyon, Université Claude Bernard Lyon1, CNRS, INSA-Lyon, CPE- Lyon, Institut de Chimie et Biochimie Moléculaires et Supramoléculaires, (ICBMS), UMR 5246, Equipe CAlyse, SYnthèse et ENvironnement (CASYEN), 43 boulevard du 11 novembre 1918, F-69622 Villeurbanne Cedex, France.*

*<sup>b</sup> Minakem SAS, 145 chemin des Lilas, 59310 Beuvry-la-Forêt, France.*

## TABLE OF CONTENTS GRAPHIC

*para*-Aminophenol has been prepared from nitrobenzene through Bamberger rearrangement using a mixture of  $\text{NbO}_x/\text{SiO}_2$  and  $\text{H}_2\text{SO}_4$  and was isolated with 84% yield (based on the recovered starting material) and 97% HPLC purity.

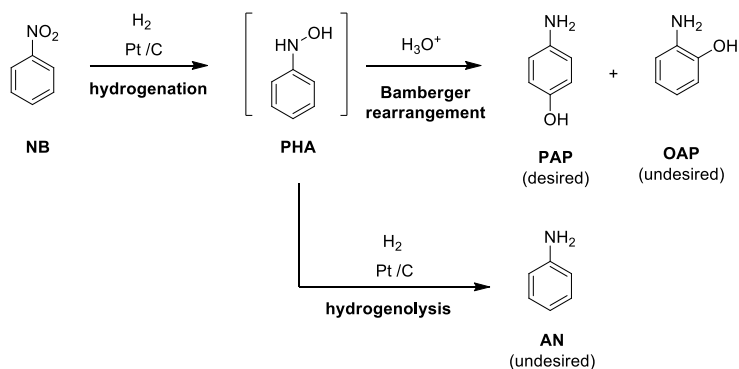


ABSTRACT: The direct preparation of *para*-aminophenol (PAP) from nitrobenzene (NB) through Bamberger rearrangement was studied in biphasic medium using a mixture of NbO<sub>x</sub>/SiO<sub>2</sub> and H<sub>2</sub>SO<sub>4</sub> as an acid catalyst. After optimization of the reaction parameters, PAP was obtained with 85-88% selectivity that is representing a 10% selectivity improvement by comparison with sulphuric acid alone. The optimized conditions were implemented in a scale-up reaction and PAP was isolated with 84% yield (based on the recovered starting material) and 97% HPLC purity. Overall, this process requires less sulphuric acid than the traditional process, leading to a drastic reduction of the saline waste.

KEYWORDS: Nitrobenzene, Hydrogenation, Bamberger rearrangement, *para*-Aminophenol, Acid catalysis

## INTRODUCTION

*para*-Aminophenol (PAP) is an industrially-relevant intermediate for the synthesis of drugs, pesticides, dyes and photographic materials.<sup>1</sup> Whereas this last activity has almost completely disappeared since the advent of the digital age, the production of PAP is mainly driven by the manufacture of paracetamol (acetaminophen). Indeed, this analgesic and antipyretic drug is one of the most consumed drugs worldwide with an estimated production of almost 150,000 tons per year.<sup>2</sup> Recently, we have reported that paracetamol can be prepared in one step by direct amidation of hydroquinone<sup>3</sup> but, so far, most industrial routes rely on the acylation of PAP as final stage, thus giving a crucial role to this intermediate. PAP can be prepared by reduction of *p*-nitrophenol using Bechamp conditions (Fe/HCl), however, this method generates a large amount of waste.<sup>4</sup> Alternatively, catalytic hydrogenation of *p*-nitrophenol could furnish PAP in a much cleaner way but the overall route is still plagued by the low selectivity of the nitration of phenol.<sup>5</sup> The catalytic hydrogenation of nitrobenzene to phenylhydroxylamine (PHA) and subsequent Bamberger rearrangement<sup>6</sup> in acidic aqueous conditions affords PAP with usually highly selectivity for the *para* position as only a few percent of *ortho*-aminophenol (OAP) are produced. However, aniline (AN) is the main byproduct of the hydrogenolysis of PHA (Scheme 1).<sup>7</sup> Advantageously, this process occurs through a single-step operation, as a result, it provides an economical and straightforward access to PAP, which has been industrialized by Mallinckrodt Inc.<sup>8</sup>



**Scheme 1.** *para*-Aminophenol from nitrobenzene through hydrogenation / Bamberger rearrangement.

A range of (supported) noble metals such as Pt, Pd, Rh, Ru and Au has been reported for the selective hydrogenation of nitrobenzene to PAP.<sup>9,10</sup> Among them, platinum is considered as the best in terms of PAP selectivity, low loading and high reaction rate.<sup>11</sup> Recently, nickel catalysts have also been investigated as cheaper alternatives but these systems require high catalyst loading.<sup>12</sup> Sulfuric acid is classically used as catalyst for the Bamberger rearrangement of PHA.<sup>11</sup> However, its corrosive nature is deleterious for the pressurized reactor that is essential for the hydrogenation step. Moreover, stoichiometric amount (and more) of this “catalyst” is required as PAP and aniline are obtained as hydrogen sulfate salts. Consequently, the reaction mixture should be neutralized by ammonia to recover free PAP thus leading to a large amount of diluted ammonium sulfate aqueous solution.

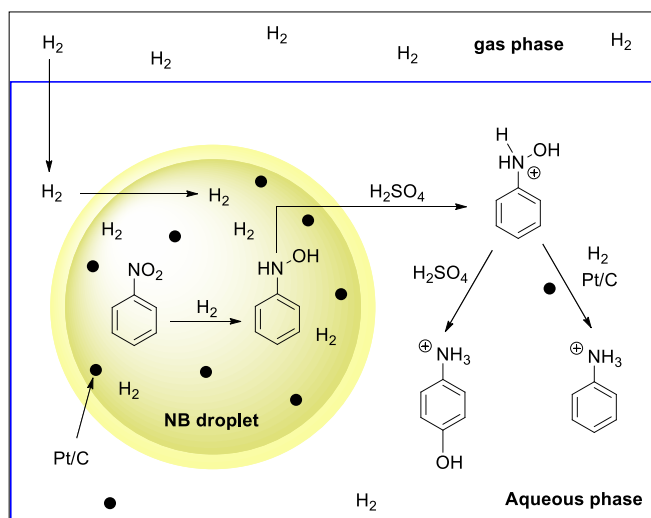
To address these issues, several attempts have been made to substitute sulfuric acid by solid acid catalysts. Mechanical mixtures of supported Pt catalyst with ion exchange resins or heteropolyacids,<sup>13</sup>  $\text{SO}_4^{2-}/\text{ZrO}_2\text{-Al}_2\text{O}_3$ ,<sup>14</sup> supported aluminophosphate (SAPO),<sup>15</sup>  $\text{SO}_3\text{H/C}$ <sup>16</sup> were reported. However, the selectivity in PAP is usually low to moderate. An excellent selectivity (> 90%) can only be attained using zirconium sulfate.<sup>17</sup> However, this solid acid is readily soluble

in water,<sup>18</sup> thus releasing sulfuric acid in solution. Bifunctional catalysts such as Pt/H-SZM-5,<sup>19</sup> Pt-S<sub>2</sub>O<sub>8</sub><sup>2-</sup>/ZrO<sub>2</sub><sup>20</sup> and Pb-Pt/MgAPO<sup>21</sup> were also reported as alternatives but none of these systems can efficiently produce PAP with high selectivity. Finally, carbonic acid generated in pressurized CO<sub>2</sub>/H<sub>2</sub>O system was recently used in association with platinum catalysts. This protocol is very attractive from an ecological point of view, but high PAP selectivity could only be reached at very low conversion (< 20%).<sup>22</sup>

Niobium-based catalysts have great potential in heterogeneous catalysis.<sup>23</sup> More particularly, niobium oxides usually exhibit acidic properties with Hammett acidities estimated to  $H_0 \leq -5.6$  for Nb<sub>2</sub>O<sub>5</sub>·H<sub>2</sub>O<sup>24</sup> and  $H_0 \leq -8.2$  for NbOPO<sub>4</sub>.<sup>23</sup> Consequently, they have been used in a range of acid-catalyzed organic transformations such as dehydration,<sup>25</sup> aldol condensation,<sup>26</sup> benzylic substitutions<sup>27</sup> or esterification reactions.<sup>28</sup> Heterogeneous niobium-based catalysts have also been reported to catalyze similar reactions,<sup>29</sup> however, they have been largely underexploited. Nevertheless, they have recently found applications in the hydrolysis of saccharose,<sup>30</sup> the lactonisation of ethyl levulinate,<sup>31</sup> and in the Beckmann rearrangement.<sup>32</sup> However, to the best of our knowledge, (supported) niobium catalysts have never been employed for the Bamberger rearrangement of PHA to PAP. We report here the use NbO<sub>x</sub>/SiO<sub>2</sub> as an acid co-catalyst for the direct reduction of nitrobenzene to PAP. Moreover, we describe a synergic effect between this heterogeneous catalyst and a homogeneous mineral acid that has a positive influence on the selectivity of the reaction.

## RESULTS AND DISCUSSION

In order to optimize this process, it is necessary to consider both the chemical and the physico-chemical aspects of this transformation. The reduction of NB to PAP is assumed to occur in a multi-phasic medium where nitrobenzene droplets are dispersed in water and are acting as microreactors (Figure 1). This model has been first proposed by Augustine *et al.*<sup>11c</sup>



**Figure 1.** Reduction of NB to PAP in a multi-phasic medium.

The hydrogenation of NB to PHA takes place in the NB droplets where the hydrophobic Pt/C is present and the hydrogen concentration is maximal.<sup>33</sup> Once produced, hydrophilic PHA migrates to the water phase through protonation and undergoes acid-catalysed Bamberger rearrangement to give protonated PAP. From this model, one could understand that if PHA stands too long in the NB droplets, it undergoes over-reduction to give AN as the byproduct. It is thus essential that the rate of migration of PHA is high in order to reach high selectivity. From this model, only the acid acting as catalyst for the Bamberger rearrangement could be substituted by a heterogeneous catalyst as the presence of a Bronsted acid is essential to favour the migration of PHA in the



water phase through protonation. Consequently, we envisioned that a mixture of heterogeneous and homogeneous acid catalysts could be beneficial for the selectivity of this transformation.

To test this hypothesis, NbO<sub>x</sub>/SiO<sub>2</sub> was first prepared following a reported procedure<sup>32d</sup> by impregnation of a Nb<sup>V</sup> precursor [Nb(OEt)<sub>5</sub>] onto a silica with a specific area of about 395 m<sup>2</sup>.g<sup>-1</sup>.<sup>34</sup> Three batches were synthesized in order to obtain a Nb/Si molar ratio of 0.24. These catalysts were characterized by the loss at 1000°C, ICP-EOS and BET area (Table 1).

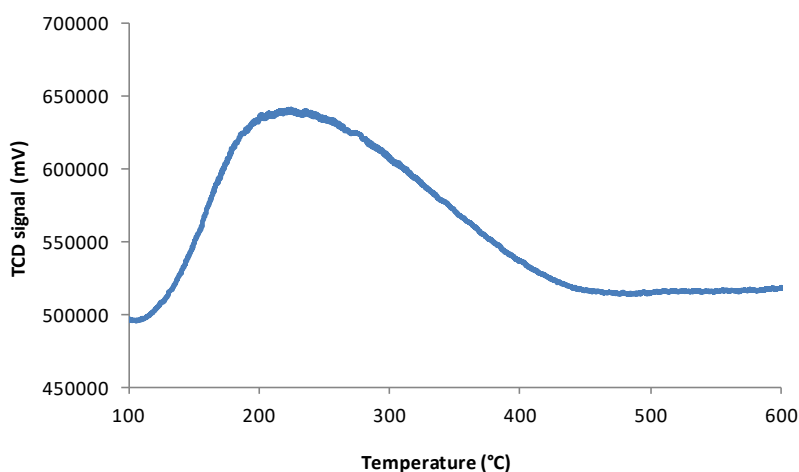
**Table 1.** Characterization of NbO<sub>x</sub>/SiO<sub>2</sub> catalysts.

Entry	NbO <sub>x</sub> /SiO <sub>2</sub> catalyst	Loss at 1000°C (%)	%Nb (wt%) <sup>a</sup>	Nb/Si molar ratio <sup>b</sup>	BET area (m <sup>2</sup> /g) <sup>c</sup>
1	NbO <sub>x</sub> /SiO <sub>2</sub> – <b>1</b>	6.5	17.2	0.15	259
2	NbO <sub>x</sub> /SiO <sub>2</sub> – <b>2</b>	1.9	17.4	0.15	270
3	NbO <sub>x</sub> /SiO <sub>2</sub> – <b>3</b>	4.6	15.8	0.13	264

<sup>a</sup> Determined by ICP-EOS. <sup>b</sup> Calculated based on %Nb. <sup>c</sup> Determined by nitrogen adsorption at 77 K, followed by desorption at 573 K under vacuum for 5 hours.

The results show that the synthesis of the catalyst is quite reproducible as the 3 batches exhibit very similar Nb percentage and specific area. However, the Nb/Si molar ratio was calculated to around 0.13-0.15 indicating that the grafting of the niobium precursor was not complete (about 60%). Considering that the acidity of NbO<sub>x</sub>/SiO<sub>2</sub> is the most important parameter from a catalytic point of view, it has been determined by ammonia temperature-programmed desorption (NH<sub>3</sub>-TPD). The NH<sub>3</sub>-TPD profile of NbO<sub>x</sub>/SiO<sub>2</sub>, presented in Figure 2, shows a desorption peak

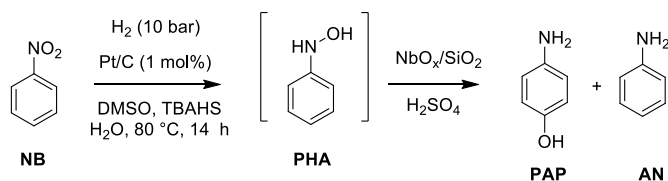
centered around 220°C, indicating the presence of weak to medium acidic sites on the surface. This result is fully consistent with those of similar materials reported in the literature such as Nb<sub>2</sub>O<sub>5</sub>/SiO<sub>2</sub>, Nb<sub>2</sub>O<sub>5</sub>/SiO<sub>2</sub>-Al<sub>2</sub>O<sub>3</sub>, or Nb-MCM-41, in which the ammonia desorption peak is usually centered around 200-250°C.<sup>32a, 32b</sup> Moreover, considering the broadness of the signal, it could be assumed that the acidity of NbO<sub>x</sub>/SiO<sub>2</sub> is widely distributed on the surface.



**Figure 2.** NH<sub>3</sub>-TPD profile of NbO<sub>x</sub>/SiO<sub>2</sub>.

Finally, the quantification of acid sites of NbO<sub>x</sub>/SiO<sub>2</sub> was determined to 190 μmol.g<sup>-1</sup> after calibration.

The activity of NbO<sub>x</sub>/SiO<sub>2</sub> was first investigated in the hydrogenation of NB to PAP under biphasic conditions at 80°C using tetrabutylammonium hydrogensulfate (TBAHS) as a phase transfer agent (Table 2).

**Table 2.** Hydrogenation of NB to PAP using heterogeneous and homogeneous acid catalysts.<sup>a</sup>

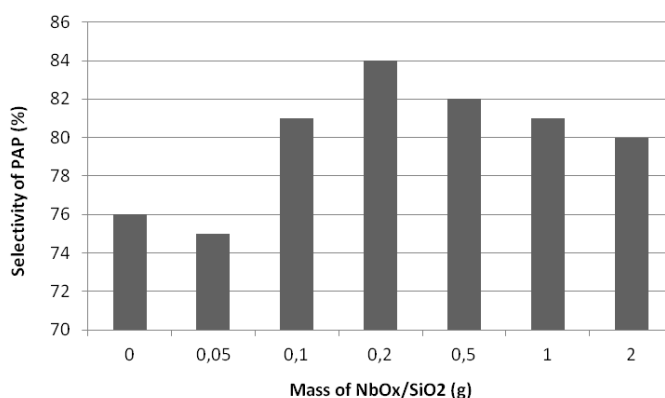
Entry	H <sup>+</sup> /NB (mol%)	NbO <sub>x</sub> /SiO <sub>2</sub> (g)	Conv. NB <sup>b</sup> (%)	Sel. PAP <sup>b</sup> (%)	Sel. AN <sup>b</sup> (%)
1 <sup>c</sup>	0*	0.2	98	6 <sup>d</sup>	77 <sup>d</sup>
2	50	-	> 99	54	<i>nd</i>
3	100	-	> 99	76	24
4	100	0.2	> 99	84	16
5	200	-	> 99	79	21
6	200	0.2	99	86	14

<sup>a</sup> Reaction conditions: Stainless steel reactor, H<sub>2</sub> (10 bar), NB (9 mL), 1wt%-Pt/C (20 mg), DMSO (6.5 μL), TBAHS (0.6 g), H<sub>2</sub>SO<sub>4</sub>, NbO<sub>x</sub>/SiO<sub>2</sub>, H<sub>2</sub>O (75 mL), 80°C, 14 hours. <sup>b</sup> Determined by HPLC. <sup>c</sup> Reaction run for 7 hours. <sup>d</sup> Selectivity PHA = 6%, selectivity AOB = 9%. \* The total acidity for 0.2 g of catalyst was calculated to 38 μmol of acid sites, *i.e.*, 0.04 mol%/NB. *nd*: not determined.

Using 0.2 g of NbO<sub>x</sub>/SiO<sub>2</sub>, the conversion of NB reached 98% but the selectivity of PAP was only 6% (Table 2, entry 1). This result shows the ability of the catalyst to promote the

Bamberger rearrangement. However, the acidity of  $\text{NbO}_x/\text{SiO}_2$  is too weak to reach high selectivity. Actually, in the absence of a proton source, PHA is accumulated in the nitrobenzene phase and is mainly hydrogenated to give AN with 77% selectivity. The detection of PHA itself (6%) and azoxybenzene (AOB, 9%) also confirms the accumulation of PHA. By comparison, using 0.25 equivalent of  $\text{H}_2\text{SO}_4$  with respect to nitrobenzene (50 mol%  $\text{H}^+/\text{NB}$ ), the conversion was complete and PAP was obtained with 54% selectivity (Table 2, entry 2). The selectivity could be further improved to 76% when using 0.5 equivalent of  $\text{H}_2\text{SO}_4$  (100 mol%  $\text{H}^+/\text{NB}$ ) (Table 2, entry 3). As previously envisioned, the combination of  $\text{NbO}_x/\text{SiO}_2$  with  $\text{H}_2\text{SO}_4$  improved the selectivity to 84%, thus confirming that a Bronsted acid is definitely necessary for a rapid transfer of PHA to the water phase (Table 2, entry 4). The performances of this new system are even better than using 1 equivalent of  $\text{H}_2\text{SO}_4$ , (200 mol%  $\text{H}^+/\text{NB}$ ), giving only 79% selectivity (Table 2, entry 5). Finally, the synergetic effect was also observed in the latter case, giving a 86% selectivity (Table 2, entry 6).

The loading of  $\text{NbO}_x/\text{SiO}_2$  was next investigated (Figure 3).



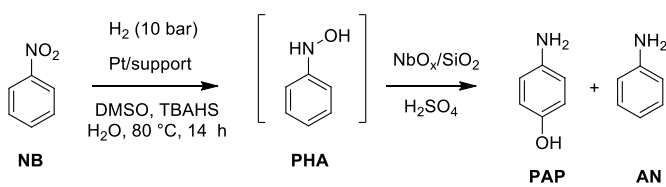
**Figure 3.** Selectivity of PAP *Versus* catalyst loading. Reaction conditions: Stainless steel reactor,  $\text{H}_2$  (10 bar), NB (9 mL), 1wt%-Pt/C (20 mg), DMSO (6.5  $\mu\text{L}$ ), TBAHS (0.6 g),  $\text{H}_2\text{SO}_4$ , (0.5

equiv., 100 mol% H<sup>+</sup>/NB), NbO<sub>x</sub>/SiO<sub>2</sub>, H<sub>2</sub>O (75 mL), 80°C, 14 hours. The selectivity of PAP was determined determined by HPLC.

From 0 to 0.2 g (0 to 0.4 mol% in Nb), the selectivity of PAP gradually increased from 76 to 84%. However, no further improvement was observed using larger amounts of catalyst (up to 2 g, *i.e.* about 4 mol%). On the contrary, the selectivity slightly dropped to about 80%. This could be explained by the fact that the stirring of the heterogeneous system becomes less efficient when using a large quantity of solid. As a result, the catalyst loading of NbO<sub>x</sub>/SiO<sub>2</sub> was set at 0.2 g for further optimization.

From previous literature reports, Pt/C and Pt/SiO<sub>2</sub> were found the best catalysts for the reduction of NB to PHA whereas Pt/C is more efficient for the direct conversion of NB to PAP. However, Figueras *et al.* have shown that the support has sometimes little impact on the outcome of the reaction.<sup>17</sup> Consequently, as the role of the support is quite difficult to predict, a range of heterogeneous platinum catalysts was screened under our conditions (Table 3).

**Table 3.** Influence of the support of the platinum catalyst.<sup>a</sup>

					
Entry	Catalyst	Pt/NB (ppm)	Conv. NB <sup>b</sup> (%)	Sel. PAP <sup>b</sup> (%)	Sel. AN <sup>b</sup> (%)
1	1%-Pt/C	12	> 99	81	19

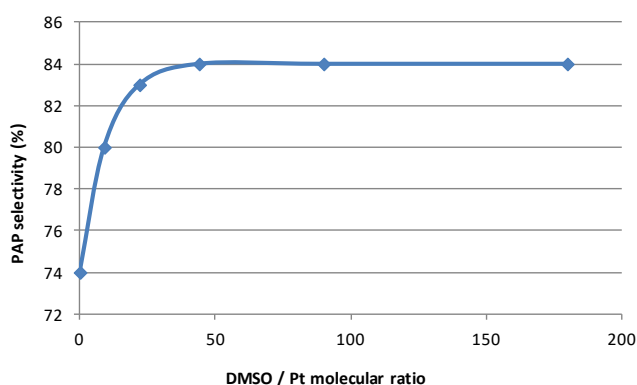
2 <sup>c</sup>	1%-Pt/C	12	50	88	12
3	5%-Pt/C	12	> 99	80	20
4 <sup>d</sup>	5%-Pt/C	59	42	86	14
5	5%-Pt/SiO <sub>2</sub>	12	9	27	63
6	5%-Pt/Al <sub>2</sub> O <sub>3</sub>	12	4	63	27
7	5%-Pt/ZRS	12	3	71	29
8	PtO <sub>2</sub> -H <sub>2</sub> O	70	19	69	31

<sup>a</sup> Reaction conditions: Stainless steel reactor, H<sub>2</sub> (10 bar), NB (9 mL), DMSO (6.5  $\mu$ L), TBAHS (0.6 g), H<sub>2</sub>SO<sub>4</sub> (2.5 mL), NbO<sub>x</sub>/SiO<sub>2</sub> (1 g), H<sub>2</sub>O (75 mL), 80°C, 14 hours. <sup>b</sup> Determined by HPLC. <sup>c</sup> Reaction for 2 h. <sup>d</sup> Reaction for 5 h.

Using 1%-Pt/C, the selectivity reached 81% at complete conversion and was slightly improved to 88 at only 50% conversion, respectively (Table 3, entries 1-2). Similar results could be obtained using 5%-Pt/C showing that the loading of platinum on charcoal has no significant impact (Table 3, entries 3-4). Others platinum-based catalysts such as Pt/SiO<sub>2</sub>, Pt/Al<sub>2</sub>O<sub>3</sub> and Pt/ZRS were next tested. These species proved to be very poor catalysts giving very low conversion and low to moderate selectivities (Table 3, entries 5-7). Finally, Adams' catalyst (PtO<sub>2</sub>.H<sub>2</sub>O) was tested for comparison but it also gave moderate results despite a higher loading (Table 3, entry 8). These experiments show that the nature of the platinum support has a great influence on both the conversion and the selectivity. These important disparities could be explained by the difference of polarity between supports and by the biphasic nature of the nitrobenzene/water system. When

Pt/C catalysts are used, the hydrophobic nature of the support would force the catalyst to stand in the nitrobenzene droplets, giving high rate of hydrogenation and thus leading to high conversion of NB. On the contrary, when using hydrophilic supports such as SiO<sub>2</sub>, Al<sub>2</sub>O<sub>3</sub> and ZRS, the catalyst is more likely to be dispersed in the water phase, thus giving low conversion of NB. Moreover, it could also explain why the selectivity towards PAP is low in that case, as PHA could be easily reduced to AN in the water phase.

The effect of the loading of DMSO was next probed (Figure 4). Indeed, this additive usually serves as a catalyst poison to avoid over-reduction of PHA to AN.



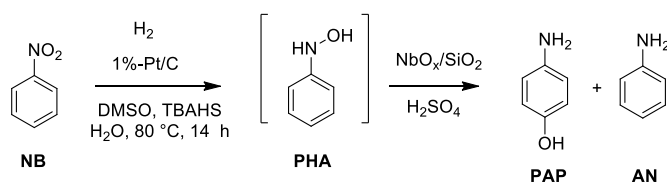
**Figure 4.** Selectivity of PAP *Versus* DMSO/Pt molecular ratio. Reaction conditions: Stainless steel reactor, H<sub>2</sub> (10 bar), NB (9 mL), 1wt%-Pt/C (20 mg), DMSO (0-13  $\mu$ L), TBAHS (0.6 g), H<sub>2</sub>SO<sub>4</sub> (2.5 mL, 0.5 equiv., 100 mol% H<sup>+</sup>/NB), NbO<sub>x</sub>/SiO<sub>2</sub> (1 g), H<sub>2</sub>O (75 mL), 80°C, 14 hours. The selectivity of PAP was determined determined by HPLC.

Without DMSO, the selectivity of PAP only reached 74%. Then, the selectivity increased when the molecular ratio of DMSO relative to Pt was gradually increased from 0 to 45, thus confirming the importance of this additive in the reduction process. A plateau value was reached at 84% as no further improvement could be observed using 90 or 180 equivalents of DMSO. As

a consequence, 90 equivalents of DMSO will be used for further optimization. This value is in accordance with previous works using sulfur derivatives as additives, as values between 20 to 400 could be typically found in the literature. However, these works were performed with higher platinum loading as reported by Caskey (90 to 170 ppm)<sup>8d-e</sup> or Rylander (1300 ppm).<sup>7b</sup>

The hydrogen pressure was next studied and it was maintained constant during the experiment (Table 4).

**Table 4.** Influence of the hydrogen pressure.<sup>a</sup>



Entry	Hydrogen pressure (bar)	Conv. NB <sup>b</sup> (%)	Sel. PAP <sup>b</sup> (%)	Sel. AN <sup>b</sup> (%)
1	2.5	88	83	17
2	6	98	85	15
3	10	> 99	84	16
4	20	> 99	64	36

<sup>a</sup> Reaction conditions: Stainless steel reactor, H<sub>2</sub> (2.5-20 bar), NB (9 mL), 1wt%-Pt/C (20 mg), DMSO (6.5  $\mu$ L), TBAHS (0.6 g), H<sub>2</sub>SO<sub>4</sub> (2.5 mL), NbO<sub>x</sub>/SiO<sub>2</sub> (0.2 g), H<sub>2</sub>O (75 mL), 80°C, 14 hours. <sup>b</sup> Determined by HPLC.

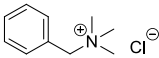
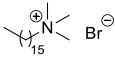
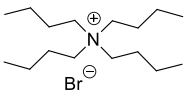
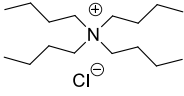
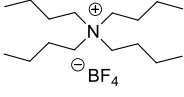
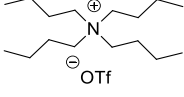
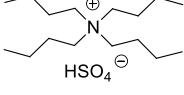


From 2.5 to 10 bar, the selectivity was quite stable, around 83-85%, but the conversion of NB was only complete using 10 bar of hydrogen (Table 4, entries 1-3). However, the selectivity considerably dropped to 64% when increasing the hydrogen pressure to 20 bar (Table 4, entry 4). This shows that the accumulation of hydrogen should be avoided as it favors the reduction of PHA to AN. Considering the biphasic nature of the system, the presence of a surfactant has been found essential to reach high PAP selectivity. Indeed, it could help to stabilize nitrobenzene droplets in solution but it could also act as a phase transfer catalyst to facilitate the migration of PHA to the water phase. Consequently, several commercially available surfactants were tested in the model reaction (Table 5).

**Table 5.** Screening of surfactants.<sup>a</sup>

c1ccc(cc1)[N+](=O)[O-] (NB)  $\xrightarrow[\text{DMSO, H}_2\text{O, 80 }^\circ\text{C, 14 h}]{\text{H}_2 (10 \text{ bar}), 1\% \text{-Pt/C}}$  Nc1ccccc1O (PHA)  $\xrightarrow[\text{H}_2\text{SO}_4]{\text{NbO}_x/\text{SiO}_2}$  Nc1ccc(O)cc1 (PAP) + Nc1ccccc1 (AN)

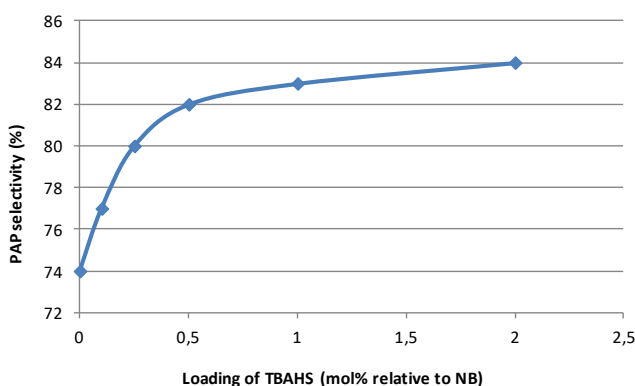
Entry	Surfactant	Conv. NB <sup>b</sup> (%)	Sel. PAP <sup>b</sup> (%)	Sel. AN <sup>b</sup> (%)
1	-	> 99	74	26
2		> 99	70	30
3		7	76	24

4		> 99	59	41
5		13	46	54
6		14	43	57
7		38	45	55
8		29	54	46
9		> 99	76	24
10		> 99	84	16

<sup>a</sup> Reaction conditions: Stainless steel reactor, H<sub>2</sub> (10 bar), NB (9 mL), 1wt%-Pt/C (20 mg), DMSO (6.5  $\mu$ L), surfactant (2 mol%), H<sub>2</sub>SO<sub>4</sub> (2.5 mL), NbO<sub>x</sub>/SiO<sub>2</sub> (0.2 g), H<sub>2</sub>O (75 mL), 80°C, 14 hours. <sup>b</sup> Determined by HPLC.

A blank experiment was carried out without any additive in order to establish a benchmark. Under these conditions, the conversion of NB is complete but the selectivity was only 74% (Table 5, entry 1). Sodium dodecyl sulfate (SDS) was first considered as it is a cheap surfactant that is widely used in many industrial applications. However, this anionic surfactant gave a lower selectivity (Table 5, entry 2). Tributylethylphosphonium ethylsulfate gave a slightly improved

selectivity but the catalytic activity is very low under these conditions (Table 5, entry 3). Alkyl trimethylammonium salts bearing a benzyl or a hexadecyl chain only gave poor results (Table 5, entries 4-5). Similarly, tetrabutylammonium bromide ( $\text{Br}^-$ ), chloride ( $\text{Cl}^-$ ) or tetrafluoroborate ( $\text{BF}_4^-$ ) gave poor conversion and selectivity (Table 5, entries 6-8). These poor results could be attributed to the presence of halogen anions that could act as poisons for transition metals. The replacement of halogens by a triflate anion ( $\text{OTf}^-$ ) restored the catalytic activity of the system and the PAP selectivity was slightly improved to 76% (Table 5, entry 9). Finally, tetrabutylammonium hydrogensulfate (TBAHS) gave full conversion and 84% selectivity (Table 5, entry 10). The difference observed between  $\text{OTf}^-$  and  $\text{HSO}_4^-$  anions could be explained by the fact that  $\text{HSO}_4^-$  is a protic anion. As a result, it is more likely to act as a phase transfer catalyst rather than a surfactant. The loading of TBAHS was also investigated (Figure 5).

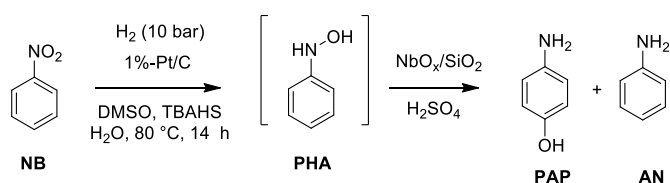


**Figure 5.** Selectivity of PAP *Versus* loading of TBAHS. Reaction conditions: Stainless steel reactor,  $\text{H}_2$  (10 bar), NB (9 mL), 1wt%-Pt/C (20 mg), DMSO (6.5  $\mu\text{L}$ ), TBAHS (0-2 mol%),  $\text{H}_2\text{SO}_4$ , (2.5 mL, 0.5 equiv., 100 mol%  $\text{H}^+/\text{NB}$ ),  $\text{NbO}_x/\text{SiO}_2$  (1 g),  $\text{H}_2\text{O}$  (75 mL),  $80^\circ\text{C}$ , 14 hours. The selectivity of PAP was determined determined by HPLC.

The selectivity progressively increased and reached 84% when using 2 mol%. However, further increasing the quantity of TBAHS did not have significant effect on the selectivity. This result is in accordance with typical surfactant concentration found in the literature.

The concentration of NB in the water suspension was next investigated (Table 6). However, considering that nitrobenzene and water are not miscible at room temperature, it is quite inappropriate to refer to a concentration. In that case, we have preferred to use the NB / water (v/v) ratio.

**Table 6.** Influence of the nitrobenzene concentration.<sup>a</sup>



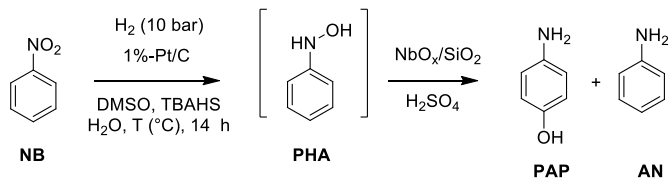
Entry	NB / H <sub>2</sub> O ratio (v/v)	Conv. NB <sup>b</sup> (%)	Sel. PAP <sup>b</sup> (%)	Sel. AN <sup>b</sup> (%)
1	0.08	> 99	81	19
2	0.12	> 99	84	16
3	0.17	> 99	78	22
4	0.23	> 99	77	23

<sup>a</sup> Reaction conditions: Stainless steel reactor, H<sub>2</sub> (10 bar), NB (9 mL), 1wt%-Pt/C (20 mg), DMSO (6.5  $\mu$ L), TBAHS (0.6 g), H<sub>2</sub>SO<sub>4</sub> (2.5 mL), NbO<sub>x</sub>/SiO<sub>2</sub> (0.2 g), H<sub>2</sub>O (75 mL), 80°C, 14 hours. <sup>b</sup> Determined by HPLC.

All experiments led to a complete conversion of NB whatever the ratio used (Table 6, entries 1-4). However, slight variations of selectivity could be observed depending on the NB quantity. The selectivity was found optimal for a 0.12 NB/water ratio that would correspond, if nitrobenzene were soluble in water, to a 1.05 M concentration (Table 6, entry 2). Under these conditions, the NB droplets should be well dispersed in water.

Considering that the transformation of NB to PAP involves two distinct processes, namely, hydrogenation and Bamberger rearrangement, the optimal temperature is quite difficult to predict. Consequently, this parameter was also studied under the previously optimized conditions (Table 7).

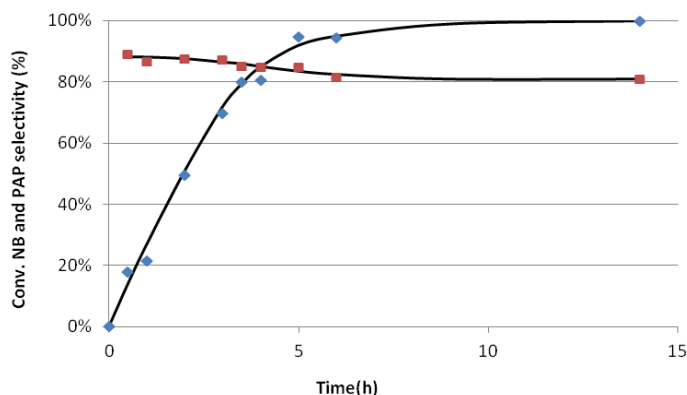
**Table 7.** Influence of the temperature.<sup>a</sup>

				
Entry	Temperature (°C)	Conv. NB <sup>b</sup> (%)	Sel. PAP <sup>b</sup> (%)	Sel. AN <sup>b</sup> (%)
1	60	> 99	82	18
2	80	> 99	81	19
3	100	> 99	82	18
4	120	27-37	28-38	62-72

<sup>a</sup> Reaction conditions: Stainless steel reactor, H<sub>2</sub> (10 bar), NB (9 mL), 1wt%-Pt/C (20 mg), DMSO (6.5  $\mu$ L), TBAHS (0.6 g), H<sub>2</sub>SO<sub>4</sub> (2.5 mL), NbO<sub>x</sub>/SiO<sub>2</sub> (0.2 g), H<sub>2</sub>O (75 mL), 60-120°C, 14 hours. <sup>b</sup> Determined by HPLC.

From 60 to 100°C, the reaction is quite robust as similar conversion and selectivity were obtained (Table 7, entries 1-3). However, at higher temperature, the results were seriously altered and the reaction presents a lack of reproducibility (Table 7, entry 4). This phenomenon has been attributed to the fact that the solubility of NB in water increases with the temperature,<sup>35</sup> thus increasing the homogeneous character of the system.

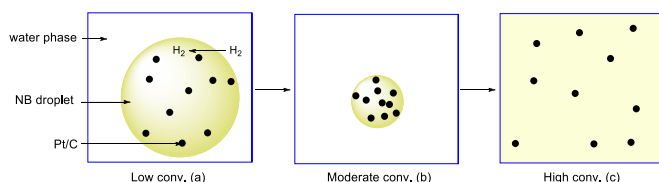
All the parameters that could influence the outcome of the reaction have been studied but the PAP selectivity plateaued at about 84%. In order to get further information, the reaction was followed over time. However, given the heterogeneous nature of the mixture, taking samples would necessarily bias the results. Consequently, separate experiments were carried out and stopped at different times (Figure 6).



**Figure 6.** Conversion of NB and PAP selectivity over time.

After only 30 minutes, the conversion was 20% and the PAP selectivity almost reached 90%. Then, the selectivity was still 88% at 50% conversion. Finally, the PAP selectivity progressively decreased to 81% after reaching complete conversion.

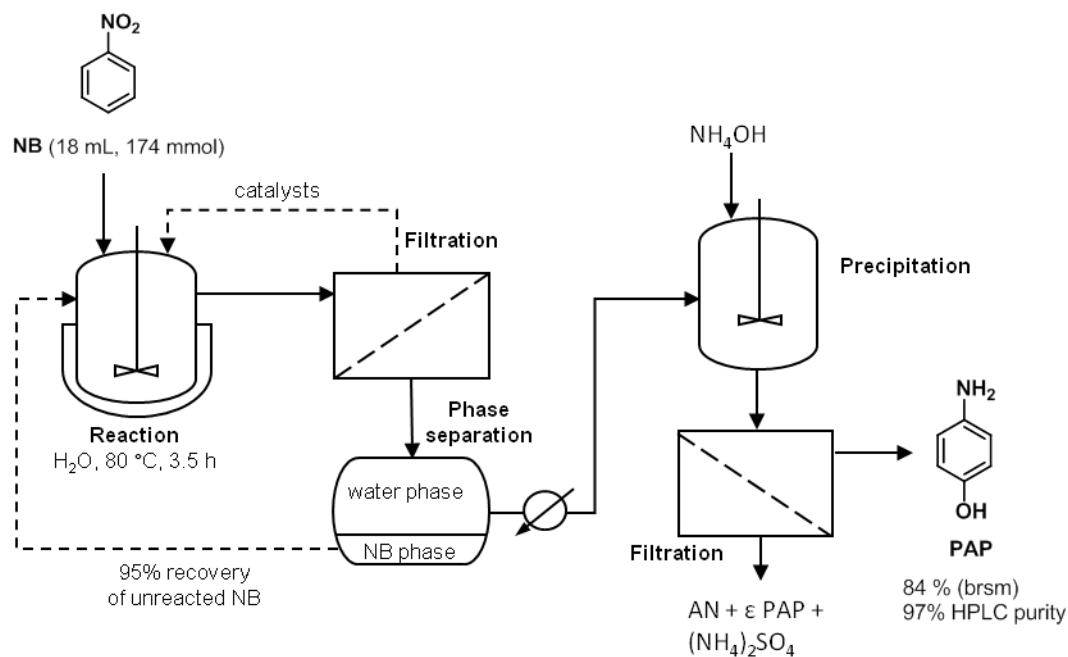
These results are perfectly consistent with the “droplet” model described by Augustine *et al.*<sup>11c</sup> and three regimes could be envisioned (Figure 7).



**Figure 7.** Different regimes of the “droplet” model.


At low conversion, the droplets of NB would be well dispersed in the water phase, thus giving high selectivity (Figure 7, a). At moderate conversion, the size of the droplets would diminish, thus concentrating the catalyst in the droplets but the selectivity should remain quite high (Figure 7, b). However, at high conversion, the solubility limit of NB in water would be reached and the system would become homogeneous. This would lead to over-reduction of PHA in AN, thus reducing the selectivity (Figure 7, c).

From this mechanistic rationale, it can be concluded that it is important to carry out the reaction at incomplete conversion in order to preserve the droplets and to maintain high PAP selectivity. Actually, this is the strategy that is currently employed at the industrial scale. For comparison purposes, a scale-up reaction was carried out under our optimized conditions using 174 mmol of nitrobenzene (Scheme 2).



**Scheme 2.** Scale-up reaction on the laboratory scale.

The reaction was stopped after 3.5 h to give a 50% conversion. The catalysts were filtered and 95% of unreacted NB was recovered from the filtrate by decantation. The remaining water phase was basified using aqueous ammonia until pH 8 in order to precipitate PAP that was filtered and washed with water. Following this procedure, PAP was obtained with 84% isolated yield (based on the remaining starting material). HPLC of the crude product revealed that the purity was about 97%, the main byproduct being *ortho*-aminophenol (OAP) (about 3%) (Figure 8).

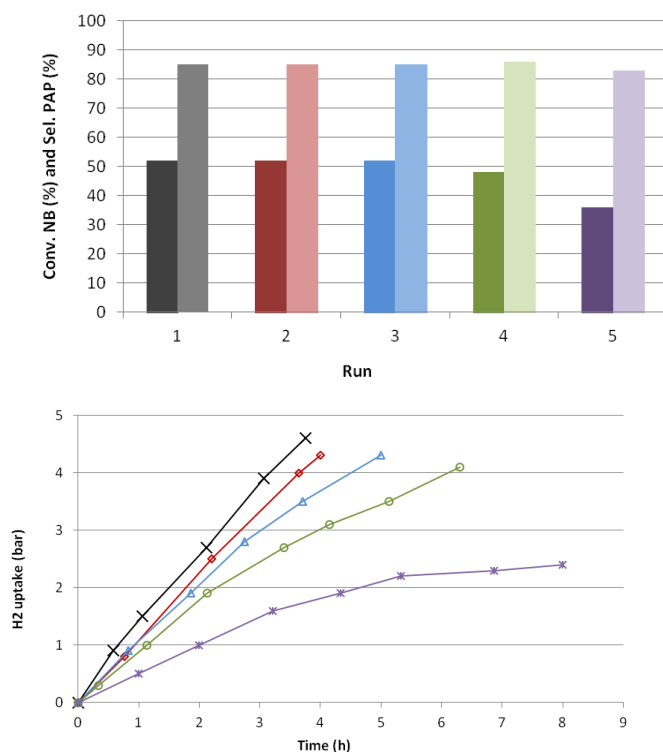




**Figure 8.** HPLC chromatogram of crude PAP. Retention times: 2.64 min (PAP, 97%), 3.56 min (OAP, 3%). See Supporting Information for full details.

If necessary, the purity of PAP could be further improved to > 99% by recrystallisation. The filtrate was also analyzed and mainly contains (NH<sub>4</sub>)<sub>2</sub>SO<sub>4</sub>, AN and some traces of PAP.

In order to fully evaluate the potential of this method, the recovery and recycling of catalysts was also studied over 5 runs (Figure 9).



**Figure 9.** Recycling of the catalysts. Top: ■ Conversion of NB (%); ■ Selectivity of PAP (%). Bottom: Uptake of hydrogen over time.

For each reaction, the conversion was stopped around 50% conversion (the hydrogen uptake was monitored). Then, the mixture of 1%-Pt/C and NbO<sub>x</sub>/SiO<sub>2</sub> was filtered, washed with toluene and MeOH and dried under vacuum. The resulting mixture was directly re-used for the next batch.

From these experiments, the catalytic system proved to be efficient over the first 4 runs with about 48-52% conversion of NB and 85-86% PAP selectivity (Figure 9, top). However, the reaction time should be progressively increased to reach about 50% conversion (Figure 9, bottom). This could be explained by partial deactivation of the catalytic system but also by the mass loss of catalysts during each filtration, representing about 15% between run 1 and run 5. Indeed, the adjustment of the quantity of both Pt/C and NbO<sub>x</sub>/SiO<sub>2</sub> to the original amount restored the catalytic properties of the mixture.

Finally, the results obtained were compared with those of the Mallinckrodt process employing excess sulfuric acid for the Bamberger rearrangement and giving the best selectivity (Table 8).

**Table 8.** Comparison with the Mallinckrodt process.

Entry	Parameter	Mallinckrodt process <sup>8e</sup>	This work
1	H <sup>+</sup> / NB ratio	1.8	0.5
2	Conv. NB <sup>b</sup> (%)	59	50
3	Sel. PAP <sup>b</sup> (%)	85	85-88
4	Kg of (NH <sub>4</sub> ) <sub>2</sub> SO <sub>4</sub> per Kg of PAP	2.2	0.76

The conditions employing NbO<sub>x</sub>/SiO<sub>2</sub> as an acid co-catalyst allow the reduction of the quantity of H<sub>2</sub>SO<sub>4</sub> by more than 3-fold while keeping similar performances (Table 8, entries 1-3). Consequently, the quantity of (NH<sub>4</sub>)<sub>2</sub>SO<sub>4</sub>, produced by neutralization, was drastically reduced from 2.2 to 0.76 Kg per Kg of PAP (Table 8, entry 4). This highlights the potential of using a mixture of heterogeneous and homogeneous acid catalysts.

## CONCLUSION

In conclusion, we have demonstrated that the association of a heterogeneous niobium-based catalyst with a mineral acid could be beneficial for the preparation of *para*-aminophenol (PAP) from nitrobenzene through Bamberger rearrangement. Under these conditions, PAP was obtained with 85-88% selectivity that is representing a 10% selectivity improvement by comparison with sulphuric acid alone. Moreover, this system allowed the reduction of the quantity of sulphuric acid by 3. As a consequence, less ammonia was required for neutralization, thus reducing the generation of saline waste of the traditional process. Further studies will focus upon applying this strategy to other acid catalyzed transformations.

## ASSOCIATED CONTENT

**Supporting Information.** HPLC method, general procedures,  $^1\text{H}$  and  $^{13}\text{C}$  NMR spectra of *para*-aminophenol. This material is available free of charge *via* the internet at <http://pubs.acs.org>.

## AUTHOR INFORMATION

### Corresponding Author

\* E-mail: [nicolas.duguet@univ-lyon1.fr](mailto:nicolas.duguet@univ-lyon1.fr)

### ORCID

Nicolas Duguet: 0000-0002-9425-7450

\* E-mail: [marc.lemaire.chimie@univ-lyon1.fr](mailto:marc.lemaire.chimie@univ-lyon1.fr)

### ORCID

Marc Lemaire: 0000-0003-2800-0590

## Notes

The authors declare no competing financial interest.

## ACKNOWLEDGMENT

The authors would like to thank Minakem and the Association Nationale de la Recherche et de la Technologie (ANRT) for financial support through a CIFRE grant (2011/1190) for Roxan Joncour. Léa Vilcocq from “Laboratoire de Génie des Procédés Catalytiques” (LGPC) is also warmly thanked for her help with the NH<sub>3</sub>-TPD measurements.

## ABBREVIATIONS

NB, nitrobenzene; PAP, *para*-aminophenol, PHA, phenyl hydroxylamine; AN, aniline; OAP, *ortho*-aminophenol; AOB, azoxybenzene; DMSO, dimethyl sulfoxide; TBAHS, tetrabutylammonium hydrogensulfate.

## REFERENCES

- 
- <sup>1</sup> Mitchell, S. C.; Waring, R. H. *Aminophenols* in Ullmann's Encyclopedia of Industrial Chemistry, John Wiley & Sons, **2000**.
- <sup>2</sup> Acetaminophen (Paracetamol) Market for Pharmaceuticals, Dye Industry and Chemical Industry - Global Industry Perspective, Comprehensive Analysis, Size, Share, Growth, Segment, Trends and Forecast, 2014 – 2020, Zion Research, 2015.
- <sup>3</sup> a) Joncour, R.; Duguet, N.; Metay, E.; Ferreira, A.; Lemaire, M. *Green Chem.* **2014**, *16*, 2997–3002; b) Lemaire, M.; Joncour, R.; Duguet, N.; Metay, E.; Ferreira, A. Eur. Patent 2860172, 2015.
- <sup>4</sup> a) Béchamp, M. A. *Ann. Chim. Phys.* **1854**, *3*, 186–196; b) Lyons, R E; Smith, L. T. *Chem. Ber.* **1927**, *60*, 173–182.

- 
- <sup>5</sup> a) Xie, M.; Zhang, F.; Long, Y.; Ma, J. *RSC Adv.* **2013**, 3, 10329–10334; b) Czaplik, W. M.; Neudörfl, J.-M.; Jacobi von Wangelin, A. *Green Chem.* **2007**, 9, 1163–1165; c) Vaidya, M. J.; Kulkarni, S. M.; Chaudhari, R. V. *Org. Process Res. Dev.* **2003**, 7, 202–208.
- <sup>6</sup> a) Bamberger, E. *Ber. Dtsch. Chem. Ges.* **1894**, 27, 1347–1350; b) Bamberger, E. *Ber. Dtsch. Chem. Ges.* **1900**, 33, 3600–3622.
- <sup>7</sup> a) Henke, C. O.; Vaughen, J. V. US Patent 2,198,249, **1940**; b) Rylander, P. N.; Karpenko, I. M.; Pond, G. R. U.S. Patent 3,715,397, **1970**; c) Greco, N. P. U.S. Patent 3,953,509, **1976**.
- <sup>8</sup> a) Sathe, S. S. US Patent 4,176,138, **1978**; b) Dunn, T. US Patent 4,264,529, **1981**; c) Derrenbacker, E. L. US Patent 4,307,249, **1981**; d) Caskey, D. C.; Chapman, D. W. US Patent 4,415,753, **1983**; e) Caskey, D. C.; Chapman D. W. US Patent 4,571,437, **1986**; f) Miller, D. C. US Patent 5,312,991, **1994**.
- <sup>9</sup> Zou, L.; Cui, Y.; Dai, W. *Chin. J. Chem.* **2014**, 32, 257–262.
- <sup>10</sup> Gao, Y.; Wang, F.; Lia, S.; Yu, D. *React. Kinet. Catal. Lett.* **1998**, 64, 351–357.
- <sup>11</sup> a) Nadgeri, J. M.; Biradar, N. S.; Patil, P. B.; Jadkar, S. T.; Garade, A. C.; Rode, C. V. *Ind. Eng. Chem. Res.* **2011**, 50, 5478–5484; b) Min, K.-I.; Choi, J.-S.; Chung, Y.-M.; Ahn, W.-S.; Ryoo, R.; Lim, P. K. *Appl. Catal., A* **2008**, 337, 97–104; c) Tanielyan, S. K.; Nair, J. J.; Marin, N.; Alvez, G.; McNair, R. J.; Wang, D.; Augustine R. L. *Org. Process Res. Dev.* **2007**, 11, 681–688; d) Rode, C. V.; Vaidya, M. J.; Jaganathan, R.; Chaudhari, R. V. *Chem. Eng. Sci.* **2001**, 56, 1299–1304; e) Rode, C. V.; Vaidya, M. J.; Chaudhari, R. V. *Org. Process Res. Dev.* **1999**, 3, 465–470; f) Juang, T.-M.; Hwang, H.-C.; Ho, H.-O.; Chen, C.-Y. *J. Chin. Chem. Soc.* **1988**, 35, 135–140.

- 
- <sup>12</sup> a) Dong, Z.; Wang, T.; Zhao, J.; Fu, T.; Guo, X.; Peng, L.; Zhao, B.; Xue, N.; Ding, W.; Xie, Z. *Applied Catal., A* **2016**, *520*, 151–156; b) Rode, C. V.; Vaidya, M. J.; Chaudhari, R. V. US Patent 6,403,833, **2002**.
- <sup>13</sup> Chaudhari, R. V.; Divekar, S. S.; Vaidya, M. J.; Rode, C. V. US Patent 6,028,227, **2000**.
- <sup>14</sup> Liu, P.; Hu, Y.; Ni, M.; You, K.; Luo, H. *Catal. Lett.* **2010**, *140*, 65–68.
- <sup>15</sup> Wang, S.; Wang, Y.; Gao, Y.; Zhao, X. *Chin. J. Catal.* **2010**, *31*, 637–644.
- <sup>16</sup> Liu, X.; Fang, Y.; Lu, X.; Wei, Z.; Li, X. *Chem. Eng. J.* **2013**, *229*, 105–110.
- <sup>17</sup> a) Jeeva Ratnam, K.; Sudarshan Reddy, R.; Sekhar, N. S.; Lakshmi Kantam, M.; Deshpande, A.; Figueras F. *Appl. Catal., A* **2008**, *348*, 26–29; b) Deshpande, A.; Figueras, F.; Lakshmi Kantam, M.; Jeeva Ratnam, K.; Sudarshan Reddy, R.; Sekhar, N. S. *J. Catal.* **2010**, *275*, 250–256.
- <sup>18</sup> Haynes, W.M. (ed.). CRC Handbook of Chemistry and Physics. 95th Edition. CRC Press LLC, Boca Raton: FL 2014-2015, p. 4–101.
- <sup>19</sup> Komatsu, T.; Hirose, T. *Appl. Catal., A* **2004**, *276*, 95–102.
- <sup>20</sup> Wang, S.; Ma, Y.; Wang, Y.; Xue, W.; Zhao, X. *J. Chem. Technol. Biotechnol.* **2008**, *83*, 1466–1471.
- <sup>21</sup> a) Wang, S.; Jin, Y.; He, B.; Wang, Y.; Zhao, X. *Sci. China: Chem.* **2010**, *53*, 1514–1519; b) Wang, S.; He, B.; Wang, Y.; Zhao, X. *Catal. Commun.* **2012**, *24*, 109–113.
- <sup>22</sup> a) Zhang, T.-T.; Jiang, J.-Y.; Wang, Y.-H. *Org. Process Res. Dev.* **2015**, *19*, 2050–2054; b) Zhang, T.-T.; Jiang, J.-Y.; Wang, Y.-H. *Chin. Chem. Lett.* **2017**, *28*, 307–311.
- <sup>23</sup> a) Tanabe, K. *Catal. Today* **2003**, *78*, 65–77; b) Ziolek, M. *Catal. Today* **2003**, *78*, 47–64; c) Nowak, I.; Ziolek, M. *Chem. Rev.* **1999**, *99*, 3603–3624.
- <sup>24</sup> Tanabe, K. *Mater. Chem. Phys.* **1987**, *17*, 217–225.

- 
- <sup>25</sup> a) Lebarbier, V.; Houalla, M.; Onfroy, T. *Catal. Today* **2012**, *192*, 123–129; b) Carniti, P.; Gervasini, A.; Biella, S.; Auroux, A. *Catal. Today* **2006**, *118*, 373–378; c) Armaroli, T.; Busca, G.; Carlini, C.; Giuttari, M.; Raspolli Galletti, A. M.; Sbrana, G. *J. Mol. Catal. A: Chem.* **2000**, *151*, 233–243.
- <sup>26</sup> Paulis, M.; Martín, M.; Soria, D. B.; Díaz, A.; Odriolzola, J. A.; Montes, M. *Appl. Catal., A* **1999**, *180*, 411–420.
- <sup>27</sup> Morais, M.; Torres, E. F.; Carmo, L. M. P. M.; Pastura, N. M. R.; Gonzalez, W. A.; dos Santos, A. C. B.; Lachter, E. R. *Catal. Today* **1996**, *28*, 17–21
- <sup>28</sup> Bassan, I. A. L.; Nascimento, D. R.; San Gil, R. A. S.; Pais da Silva, M. I.; Moreira, C. R.; Gonzalez, W. A.; Faro Jr., A. C.; Onfroy, T.; Lachter, E. R. *Fuel Process. Technol.* **2013**, *106*, 619–624.
- <sup>29</sup> a) Kitano, T.; Shishido, T.; Teramura, K.; Tanaka, T. *J. Phys. Chem. C* **2012**, *116*, 11615–11625; b) Abdel-Rehim, M. A.; dos Santos, A. C. B.; Camorim, V. L. L.; da Costa Faro Jr., A. *Appl. Catal., A* **2006**, *305*, 211–218; c) Tanabe, K. *Catal.* **2003**, *78*, 65–77.
- <sup>30</sup> Sumiya, S.; Oumi, Y.; Sadakane, M.; Sano, T. *Appl. Catal., A* **2009**, *365*, 261–267.
- <sup>31</sup> Ye, F.; Zhang, D.; Xue, T.; Wang, Y.; Guan, Y. *Green Chem.* **2014**, *16*, 3951–3957.
- <sup>32</sup> Anilkumar, M.; Hoelderich, W. F. *J. Catal.* **2012**, *293*, 76–84; b) Anilkumar, M.; Hoelderich, W. F. *Catal. Today* **2012**, *198*, 289–299; c) Anilkumar, M.; Hoelderich, W. F. *Appl. Catal., B* **2015**, *165*, 87–93; d) Maronna, M. M.; Kruissink, E. C.; Parton, R. F.; Tinge, J. T.; Soulimani, F.; Weckhuysen, B. M.; Hoelderich, W. F. *Appl. Catal., B* **2016**, *185*, 272–280; Maronna, M. M.; Kruissink, E. C.; Parton, R. F.; Tinge, J. T.; Hoelderich, W. F. *Catal. Commun.* **2017**, *90*, 23–26.
- <sup>33</sup> The solubility of hydrogen in nitrobenzene is 2.1 mmol/L/bar at 80°C (Rhadhakrishnan, K.; Ramachandran, P. A.; Brahme, P. H.; Chaudhari, R. V. *J. Chem. Eng. Data* **1983**, *28*, 1–4)

---

whereas it is only 0.71 mmol/L/bar in water at the same temperature (Jáuregui-Haza, U. J.; Pardillon-Fontdevilla, E. J.; Wilhelm, A. M.; Delmas, H. *Lat. Am. Appl. Res.* **2004**, *34*, 71–74).

<sup>34</sup> See Supporting Information for full details

<sup>35</sup> Vermillon, H. E.; Werbel, B.; Saylor, J. H.; Gross, P. M. *J. Am. Chem. Soc.* **1941**, *63*, 1346–1347.